

NOME: \_\_\_\_\_ TURMA: \_\_\_\_ AULA \_\_\_/\_\_\_/\_\_\_

A

B

C

D

E

F

NOME: \_\_\_\_\_ TURMA: \_\_\_\_ AULA \_\_\_/\_\_\_/\_\_\_

A

B


C

D


E

F

NOME: \_\_\_\_\_ TURMA: \_\_\_\_ AULA \_\_\_/\_\_\_/\_\_\_



NOME: \_\_\_\_\_ TURMA: \_\_\_\_ AULA \_\_\_/\_\_\_/\_\_\_



NOME: \_\_\_\_\_ TURMA: \_\_\_\_ AULA \_\_\_/\_\_\_/\_\_\_


NOME: \_\_\_\_\_ TURMA: \_\_\_\_ AULA \_\_\_/\_\_\_/\_\_\_

PERSONAGEM: \_\_\_\_\_

8			
7			
6			
5			
4			
3			
2			
1			


NOME: \_\_\_\_\_ TURMA: \_\_\_ AULA \_\_\_/\_\_\_/\_\_\_

PERSONAGEM: \_\_\_\_\_



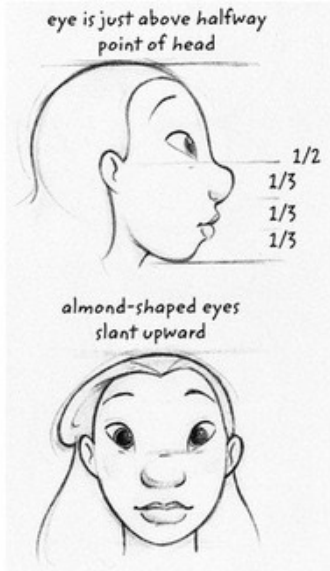
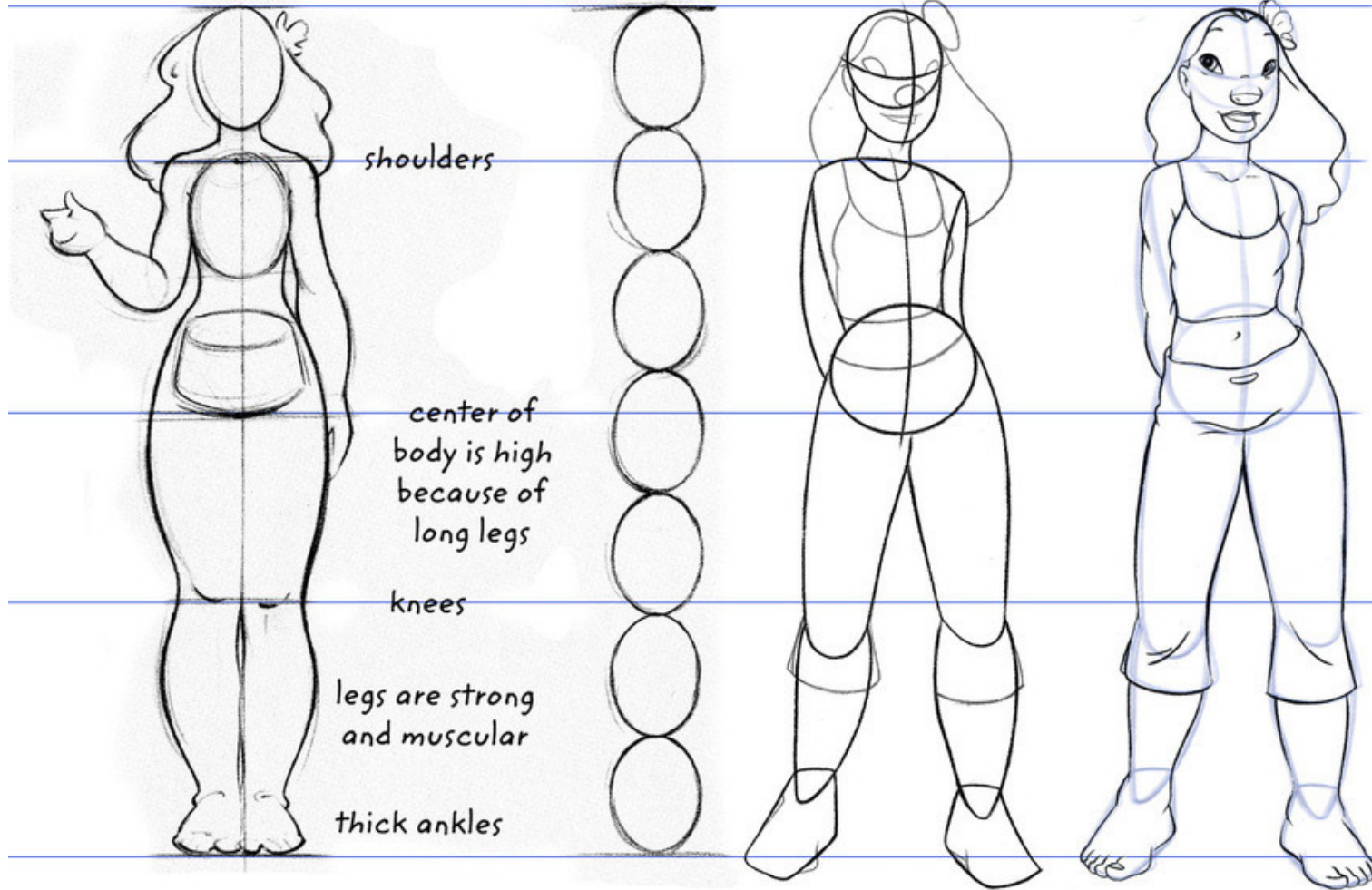
NOME: \_\_\_\_\_ TURMA: \_\_\_\_ AULA \_\_\_/\_\_\_/\_\_\_

PERSONAGEM: \_\_\_\_\_



The basic proportion model sheet.


Nani is 7 heads tall



- Demonstrate the basic construction.
- \* How many heads tall.
  - \* Underlying shapes.
  - \* Landmarking features.
  - \* Midlines and other basic dissections.
  - \* Written notes are desirable.
  - \* Specific proportions for head.
  - \* Pose should be upright, and fairly plain, if not just the "reference" position.
  - \* Horizontal grid lines.

# Quill the Quokka

A PAWSOME CONSERVATION ADVENTURE



NOME: \_\_\_\_\_ TURMA: \_\_\_\_ AULA \_\_\_/\_\_\_/\_\_\_

